



TIPS FOR TEACHING YOUR CHILDREN AT HOME




**We are here to
support you.**



Keep in touch with teachers

Ask the teacher if you have to strictly follow the curriculum given, or if you have the freedom to adjust the schedule.

Teachers can also give you tips on how to effectively facilitate your kids' learning. They can also get you in touch with other parents.



The page features several decorative yellow elements: a circle in the top-left corner, a large curved line in the top-right corner, a curved line in the bottom-left corner, and two circles in the bottom-right corner. The main text is contained within a light blue rectangular box.

Plan the day with your child

Even if you're following a lesson plan, it's good to brainstorm with your child about their day ahead.



Give them options. Ask them what they feel about doing tasks in certain ways. Give them time to adjust to the schedule.



Involve the family

Home learning involves integrating your child's educational schedule with your family's regular routine.

Have a chat with your family and know what their expectations are with the home school setup—and what is expected of them.






Be flexible

Learning from can be difficult, new, and frustrating.

Facilitate your child's study schedule, but be flexible to change it up based on your child's learning tendencies and emotional state at the time.





Take breaks

It's a simple advice - and you can't underestimate the power of breaks.

Add it to your schedule and make it fun—or be spontaneous and flexible and take it when you can.





Use free resources

Here's a list of other resources like worksheets available online to support or expand our lessons.

- <http://teacher.scholastic.com/education/>
 - <https://www.abcmouse.com/Kid/>
<https://www.education.com/>
- 